

# First Day of Kindergarten

Everyone has a “first day” when they feel  
sad and all alone,  
It can be so scary when you’re out on your  
own.

And I know that a “first day” can be full of  
doubts and fears,  
But they’re full of new beginnings,  
So take my hankie, dry your tears.

You’ll find lots of things to do and you will  
make new friends.

I promise we'll be together when the  
school day ends.

Here comes the teacher,  
blow your nose and be brave.  
Come on now, and wipe your eyes, this is  
no way to behave.

Well good morning, teacher!  
We must really beg your pardon.  
No, MOMMY and DADDY don’t always act  
this way,  
but it’s my first day of....  
KINDERGARTEN!

~Author Unknown



**Welcome to  
Lisbon Elementary's  
2024-2025**

**Kindergarten**

**Open House &  
Back to School Night**





# OUR TEAM MEMBERS

Molly Corbin, Kindergarten Teacher/ITL


Kelly Nicol, Kindergarten Teacher

Courtney Rein, Kindergarten Teacher

Courtney Renehan, Kindergarten Teacher

Sweta Jolad, Kindergarten Paraeducator

Chloe Brown, Kindergarten Paraeducator



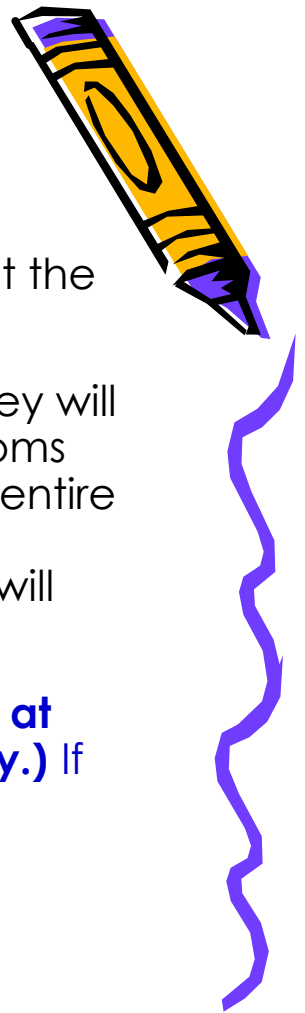
# Getting Started!

## The First Week of Kindergarten



# ARRIVAL

- Please try to send your child to school the way he/she will arrive throughout the year.
- Staff will bring kindergarten students upon arrival to the cafeteria where they will be met by the kindergarten teachers to check in, and escorted to classrooms once everyone has arrived. We will gather all students in the cafeteria the entire first week of school and the Tuesday after Labor Day will be our final day. Starting Wednesday, 9/4, students will come directly to the classroom (we will teach them how).
- Please note LES arrival and dismissal times. **Students may enter the building at 9:00 and are considered tardy if arriving after 9:15. (9:16 is considered tardy.)** If your student arrives late, he/she must be signed in at the front office by a parent/guardian.



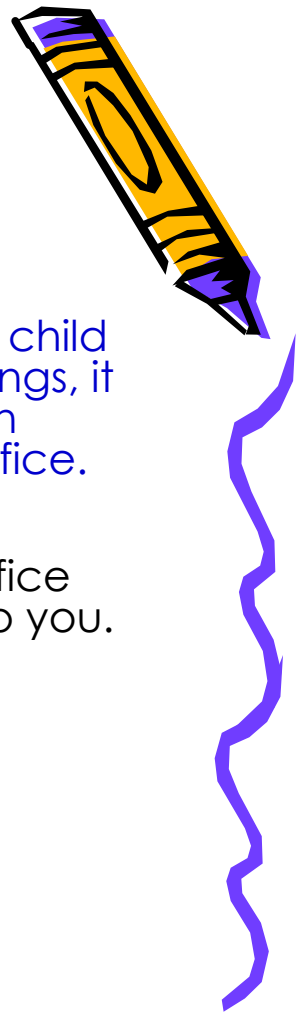
# Dismissal

- Dismissal is at **3:45 PM.**

*Expect buses to be slower with drop off the 1st weeks as we are diligent about double checking dismissal plans before having buses depart the school.*

- Teachers will walk each child to his/her bus until he/she can do so independently.
- Changes in transportation require **a note** signed by the parent/guardian.

- If you are picking up your child before the dismissal bell rings, it is necessary for you to sign him/her out in the front office.
- Please wait in the front office for your child to be sent to you.



# Communication

- Each child will have a **“Take Home” folder** labeled with his/her name. **You will receive this folder during our Open House this Friday, 8/23. If you are not attending Open House, it will go home the 1st day of school.**

- The **“Take Home” folder will be sent home each evening and will contain important notices and completed class work.**

- **Please clean out the “Take Home” folder each evening and send it back each day.**

- Notes to your child’s teacher and completed forms should be put into the folder. An adult will check the folder each day for these items. This is also the place to put lunch money if you are not paying online (best option for K).
- Please be sure to read the Lisbon Lines (our school newsletter.) It comes out weekly on Friday.

Your child’s teacher may also be reached by phone or email. The school phone number is: (410) 313-5506.

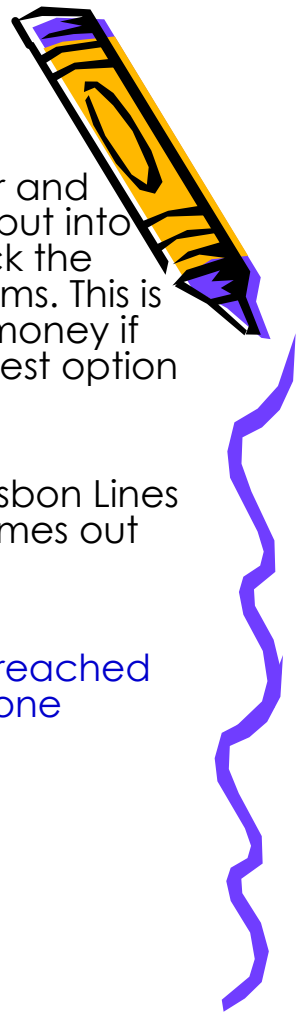
Email addresses:

[kelly\\_nicol@hcpss.org](mailto:kelly_nicol@hcpss.org)

[molly\\_corbin@hcpss.org](mailto:molly_corbin@hcpss.org)

[courtney\\_rein@hcpss.org](mailto:courtney_rein@hcpss.org)

[courtney\\_renehan@hcpss.org](mailto:courtney_renehan@hcpss.org)



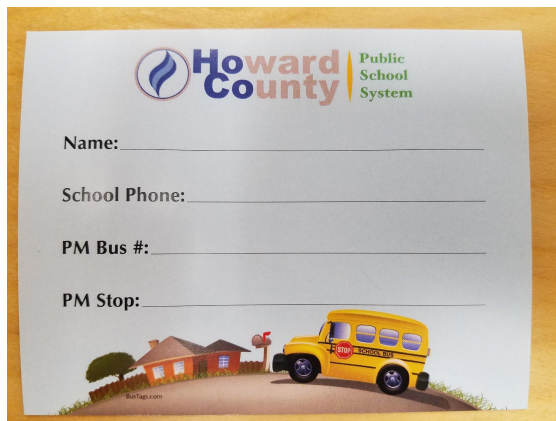
# Kindergarten Tags

**This Friday, August 23rd is our open house for LES Kindergarten from 9:30-10:30 PM.**

You will receive an identification tag in your child's Open House Folder requesting the following information: your child's name, school phone number, **PM Bus #** and **PM stop**. If your child does not ride the bus home, please note if they are attending an aftercare program or if they are a car rider.

**On the first day of school, your child should have this tag attached to his/her backpack. These special tags help us identify our kindergarten students.**

**Click Here** for the:  
[Bus stop locator for 2024-2025 is available online.](#)



Howard County Public School System

Name: \_\_\_\_\_

School Phone: \_\_\_\_\_

PM Bus #: \_\_\_\_\_

PM Stop: \_\_\_\_\_

## **Kinder Tip:**

You might want to take a pen to the bus stop the 1st day to jot the bus # on the tag before your child hops on.



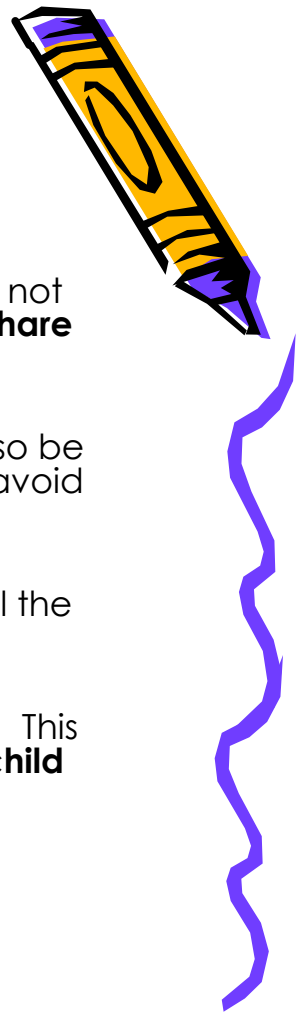
# EXTRA CLOTHES

- Please send in an extra set of weather appropriate clothing for your child on the 1st day of school (shirt, shorts, socks, underwear). It will be kept in the classroom in the event of accidents, spills, or falls on the playground.
- Place clothes in a large zip lock bag labeled with your child's name and his/her homeroom teacher.
- Clothes will be sent home to be swapped out as the weather changes seasonally.
- **Label all personal belongings** with your child's name (coats, lunchboxes, water bottles). Many times students need help identifying which items belong to them. This also helps staff locate items lost.




# CLASSROOM SNACK

- **We will have a daily snack in Kindergarten at 10:30 AM.**
- Snacks must be sent **from home**. Due to known and possibly unknown allergies, we do not provide snacks to our students. Please also discuss with your child that we **should not share** snacks.
- Send in **one** snack only. Snacks should be **dry finger foods** to avoid spills and should also be **free of** common **allergens** such as nuts. There may be classroom specific allergens to avoid that will be communicated to you by your child's teacher.
- You may send a water bottle in with your child to use throughout the day. Please label the water bottle with your child's name. Juice boxes are not allowed at snack time.
- Snacks should be sent in a separate bag **marked with your child's name and "Snack."** This bag should then be put into your child's backpack, NOT their lunchbox. **Talk to your child about what their snack is and where they may find it.**



# Lunch Pin Numbers

- Each student will have a PIN number to punch in when they get a school lunch.
- Please practice this number with your student so lunchtime can go smoothly.



# Components of Our Day



# Daily Schedule


- 9:00-9:15 **Arrival**/Fine Motor Practice/Attendance
- 9:15-9:30 **Community Time** (Schedule/Calendar/SEL)
- 9:30-10:30 **Math** (Number Routine/Whole/Small Group)
- 10:30-10:45 **Snack/Community Time**
- 10:45-12:15 **English Language Arts** (whole/ small group)
- 12:15-1:15 **Lunch & then Recess**
- 1:15-1:30 **Heggerty** (phonics work)
- 1:30-2:30 **Related Arts** (rotation schedule)
- 2:30-3:00 **Content**
- 3:00-3:40 **Free Choice**
- 3:40-3:45-**Pack-up/Dismissal**



# Our Math Program

- 60 minutes daily, starting with a brief whole group number routine.
- Students are taught in small, flexible groups to help each child reach and/or exceed the end of year objectives.
- Our program works towards developing problem solving skills and the ability to verbalize mathematical thinking.
- We encourage students to use varied strategies to make sense of a task using their own reasoning.
- Our program is hands-on, manipulative based.





# Math Units



- ✓ **Counting and Cardinality**
  - Counting to 100 by 1s and 10s, write #s to 20, greater than, less than
  
- ✓ **Geometry**
  - Shapes (2-D and 3-D), positional words, building and drawing 2-D shapes
  
- ✓ **Measurement and Data**
  - Length, weight, height, sorting objects into categories
  
- ✓ **Number and Operations (base ten)**
  - Make or break apart numbers from 11 to 19 into one ten and some ones and record with an equation (e.g.,  $18 = 10 + 8$ )
  
- ✓ **Operations and Algebraic Thinking**
  - Addition, subtraction, decomposing numbers, find the number that makes 10 (e.g. If you have 6, what number is needed to make 10?)



# Language Arts



## Reading

- **Being a Reader** (BAR) program- scripted program used in K-2 classrooms across the county. Includes:
  - Whole group instruction
  - Small group instruction
  - Handwriting instruction
- Students must know most letters to begin program. Extra support will be provided to jump start students who are still working on letters/sounds.
- Additional support may be provided by our reading specialists, based on assessments and teacher observation.

## Writing

- **Being a Writer** (BAW) program
- 7 Units:
  - The Writing Community
  - Getting Ideas
  - Telling More
  - Just the Facts
  - Explore Words through Poetry
  - Opinion Writing
  - Revisiting the Writing Community
- During guided reading rotations, students also work in their writing journals each day.



# Content

	Quarter 1	Quarter 2	Quarter 3	Quarter 4
Science	Scientists & Engineers	Weather	Forces & Interactions: Pushes & Pulls	Animals, Plants & their Environments
Social Studies	Civics	Geography	Economics	History
Health	Social & Emotional Health	Nutrition & Fitness	Injury Prevention	Personal Health and Disease Prevention



# Arts

## Media

Mrs. Hastings

Integrated lessons; radical researching; engineer design; sharing a love of literature

## Art

Mrs. Giro

Experience all different kinds of art mediums and art styles.

## Physical Education

Mrs. Lindauere  
Mrs. Wasson

Participation in Fundamental Movement, Creative Movement and Skill-Themed Activities.

## Technology

Mrs. Bennett

Google Docs, Coding Robots, Breakout Boxes engineering challenges and more!

## Instrumental Music


Mr. Carter

N/A for  
Kindergarten

## Music

Mrs. Trueblood

K-5 singing, dancing, and playing classroom instruments!



Related Arts will continue the rotating RAINBOW schedule. The 1st day of school is a **red day!**

## August 2024

Sunday	Monday	Tuesday	Wednesday	Thursday	Friday	Saturday
				1	2	3
4	5	6	7	8	9	10
11	12	13	14	15	16	17
18	19	20	21	22	23	24
25	26	27	28	29	30	31

## September 2024

Sunday	Monday	Tuesday	Wednesday	Thursday	Friday	Saturday
1	2 Labor Day Schools & Offices Closed	3	4	5	6	7
8	9	10	11	12	13	14
15	16	17	21 Professional Work & Wellness Day Schools close 3 hours early	19	20	21
22	23	24	25	26	27	28
29	30					

# MRS. CORBIN'S RELATED ARTS

Color	Related Arts Class
Red Day	Technology
Orange Day	PE/Music
Yellow Day	Art
Green Day	PE/Media
Blue Day	PE/Music

# MRS. NICOL'S RELATED ARTS

Color	Related Arts Class
Red Day	PE/Music
Orange Day	PE/Media
Yellow Day	PE/Music
Green Day	Art
Blue Day	Technology

# MS. REIN'S RELATED ARTS

Color	Related Arts Class
Red Day	Art
Orange Day	Technology
Yellow Day	Music/PE
Green Day	Media/PE
Blue Day	Music/PE

# MS. RENEHAN'S RELATED ARTS


Color	Related Arts Class
Red Day	Music/PE
Orange Day	Music/PE
Yellow Day	Media/PE
Green Day	Technology
Blue Day	Art

# Formative Assessment

- **DIBELS Testing:** A reliable assessment for monitoring risk for literacy skills K-8th grade. Teachers will use this data to provide interventions for those students in need. After initial testing is complete, additional testing may be required for students to ensure that the instructional interventions are successful. All Kindergarten students will be assessed 3 times a year. Results are communicated in a report sent home after each assessment window.

# Homework

- Begins in October
- Teachers will attach a monthly homework calendar in a journal and send it home.
- Turn in on Fridays. If there is no school Friday, please hold until the next Friday.
- We ask students to read for 10 minutes and practice sight words Mondays-Thursday.
- Additional/optional activities are provided
- Please record responses in homework journals
- Feel free to record additional activities 😊



# Report Cards & Grading



# What is Standards Based Instruction and Reporting?

---

1. Outlines consistent standards to be taught, is focused on learning goals, and sets purpose.
2. Reports student **achievement *in reference to the standards they are taught* with consistent scoring practices.**
3. Supports all students in reaching the standards.
4. Progress is reported **compared to a standard** - not compared to other students.
5. Is equitable.



# Grading Practices for SBIR: Academic Reporting Codes

**M**

## MEETS EXPECTATIONS

- Consistently demonstrates understanding and skill with content described in the academic standards
- May make minor errors, but the majority of the work is correct

**P**

## MAKING PROGRESS

- Demonstrates some understanding and skill with content described in the the academic standards
- May need more instruction, support, or monitoring to meet the grade level standards.
- Errors show unfinished learning

**L**

## LIMITED OR NO PROGRESS

- Demonstrates little (to no) understanding or skill with content described in the academic standards
- Requires more instruction, support, and monitoring to meet the grade level standards.
- Significant errors even with supports



THE HOWARD COUNTY PUBLIC SCHOOL SYSTEM  
- Report Card

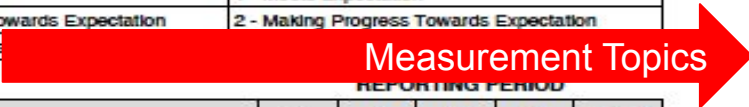
Student: #Error

Student ID:

Grade:

Teacher: , .

Academic Grades	Learning Behaviors
M - Meets Expectation	1 - Meets Expectation
P - Making Progress Towards Expectation	2 - Making Progress Towards Expectation
L - Limited/No Progress	



ATTENDANCE	REPORTING PERIOD				Total
	1	2	3	4	
Days Absent					#Error
Days Present					#Error
Days Tardy					#Error

Reading and Foundational Skills	REPORTING PERIOD			
	1	2	3	4
Demonstrates reading comprehension				
Applies grade level reading foundational skills				
Writes for different purposes and audiences				
Applies grade level knowledge of language and its conventions when writing and speaking				
Demonstrates listening and speaking skills to productively participate in conversations				

REPORTING PERIOD

	1	2	3	4
<b>Mathematics</b>				
Demonstrates understanding of number concepts and relationships				
Demonstrates understanding of addition				
Demonstrates understanding of subtraction				
Adds and subtracts to solve word problems				
Demonstrates understanding of measurement and data concepts				
Reasons about shapes and their attributes				
<b>Science</b>				
Demonstrates use of science and engineering practices to build understanding of the content				
Demonstrates understanding of grade level life science concepts				
Demonstrates understanding of grade level earth/space science concepts				
Demonstrates understanding of grade level physical science concepts				
<b>Social Studies</b>				
Demonstrates understanding of social studies concepts				
Demonstrates ability to appropriately use social studies skills				
<b>Health Education</b>				
Demonstrates knowledge and skills for social and emotional health				
Demonstrates knowledge and skills for violence prevention				
Demonstrates knowledge and skills for injury prevention				
Demonstrates knowledge and skills for personal health and disease prevention				

**Reporting Period:** Each reporting period stands independent; the fourth marking period is not cumulative

LEARNING BEHAVIORS	LANGUAGE ARTS				MATH				SCIENCE				SOCIAL STUDIES				HEALTH EDUCATION			
	1	2	3	4	1	2	3	4	1	2	3	4	1	2	3	4	1	2	3	4
Demonstrates Interpersonal Skills																				
Demonstrates Responsibility																				
Demonstrates Perseverance																				
Demonstrates Collaboration																				
Demonstrates Initiative																				



Student: #Error

Student ID:

Grade:

Teacher: , .

**REPORTING PERIOD**

ART	2	4
Ideation/ Meaning: Generates and reflects on a variety of ideas to develop personal solutions		
Design/Craftsmanship: Uses design strategies, reflects on and refines work to ensure quality		
INSTRUCTIONAL TECHNOLOGY		
Employs digital citizenship, computational thinking skills and transfers knowledge to explore emerging technologies		
Demonstrates proficient use of technology operations and computing systems		
LIBRARY MEDIA		
Demonstrates new knowledge through inquiry, critical thinking and problem solving		
Demonstrates an appreciation of literature in a variety of topics, genres, and formats		

**REPORTING PERIOD**

MUSIC	2	4
Musicianship & Applied Skills: Demonstrates skills and strategies to inform and develop performance		
Creativity & Reflection: Generates, communicates and evaluates musical ideas for refinement		
PHYSICAL EDUCATION		
Movement/Performance: Demonstrates fundamental motor skills:		
Knowledge and skills related to		
and semesterly		

**NOTE: Semester only grades are found on the back side**

Principal \_\_\_\_\_

	ART		INSTRUCTIONAL TECH		LIBRARY MEDIA		MUSIC		PHYSICAL EDUCATION	
LEARNING BEHAVIORS	2	4	2	4	2	4	2	4	2	4
Demonstrates Interpersonal Skills										
Demonstrates Responsibility										
Demonstrates Perseverance										
Demonstrates Collaboration										
Demonstrates Initiative										

**Kindergarten:** This space is for comments by quarter. Only that quarter's comments will appear.

# School-Wide Lion Expectations



We **ROAR**  
with pride!

2024-  
2025



Respectful

Organized

Always Safe

Responsible



# What is PBIS?

PBIS is a **framework** or approach for assisting school personnel in **adopting and organizing evidence-based behavioral interventions** into an integrated continuum through defining, teaching, and acknowledging **behavioral expectations**.





ROAR

## RESPECTFUL:

- Take turns talking
- Listen politely
- Treat others' ideas, feelings, and property with kindness and courtesy
- Use encouraging, polite, and kind words
- Respect others and yourself



ROAR

## Organized:

- Make sure you are prepared and have all necessary materials
- Keep materials in the appropriate places
- Help clean up materials that have been used



ROAR

### Always Safe:

- Keep hands and feet to self
- Stay in assigned seats and areas
- Use furniture and supplies appropriately
- Follow safety procedures




ROAR


Responsible:

- Follow directions
- Be honest
- Follow the rules

# ROAR Behavior Hierarchy




ROARing  
Positive  
Behavior



Verbal  
Warning




Reset #1



Suggest  
Break Space



Self Check  
(not a  
consequence)



Incident  
Report (admin  
tracks and  
reviews)

# Self Check Form

- Communication tool used for conversation, record keeping, & family notification.
- Not a consequence: used to guide discussions regarding behaviors.
- Provides students with a way to reflect on their behavior & how to intentionally change it.



Lisbon Elementary School  
Student Self-Check Form  
(primary grades)



Student Name: \_\_\_\_\_ Date: \_\_\_\_\_ Time: \_\_\_\_\_

This self-check form is a way for students to work with a staff member to improve and strengthen ROAR expectations in the school setting. It **IS NOT** a consequence. A self-check allows students to stop and think about choices as well as share with families at home areas we are working on at school. With our help and support, we can work together to help teach your student the expectations so that our student may learn in the school setting to his/her fullest potential. Your help and support is appreciated!

Dear Family,

- I used my RESET BUTTON and spoke to a staff member about the expectations.
- I am still having trouble showing (*circle the expectations that apply*).

Respectful      Organized      Always safe      Responsible

- This is why I responded the way I did:

I wanted someone's attention.	I was angry with _____.	I didn't want to do my work.	I wanted to get away from _____.
I wanted help with my work.	I wanted something that someone had.	I don't know why. 	I wanted _____.

- Next time, I can \_\_\_\_\_

- I spoke to \_\_\_\_\_ about my new plan.

Your student,

\_\_\_\_\_  
*(write your name on the line)*


\_\_\_\_\_  
*Parent/Guardian: please sign & return to school*

Distribution: Parent- white Staff Member- yellow

LES PBIS: Self Check Form, primary grades/2022



Break Space



# Break Space Use




- A space to decompress or think about making better choices
- Available in each room
- Not a consequence
- Student or teacher initiated
- Timer
- All students visit during first 2 weeks of school







# ROAR Celebrations



# ROAR Coupons

## HOWARD COUNTY PUBLIC SCHOOL SYSTEM

- Respectful
- Organized



- Always Safe
- Responsible

**LISBON ELEMENTARY**

## ROAR Store

- In class, non-tangible rewards
- Menu of prizes created by classroom/grade level; ideas include:
  - Bring a stuffie to school
  - HVV pass
  - Use a pen for a day
  - Sit at the teacher's desk
  - Lunch bunch with teacher



# More Celebrations



## Golden Lion

- Only Golden coupons will be used
- Day focuses on specific desired behavior
- Random winners chosen from class and grade level baskets
- 1 Ultimate Lion + 4 Golden Lions, per grade, per day
- Tentative Dates:
  - Week 1: mid-December
  - Week 2: mid-March
  - Pop Up Days

## Lion Day

- Celebration at the end of each quarter
- Activities may include:
  - Grade level celebration
  - Team building activity
  - Cross-age buddy activities
  - Development & presentation of individual awards



# Kindergarten Open House

This Friday, August 23rd from 9:30-10:30 AM.

**Make sure your family file is complete in HCPSS connect so you can view your child's teacher and know which room to visit.**

## What to expect:

You can **drop off your child's school supplies** on their desk. This will lighten your child's load on the 1st Day of School. Pre-ordered supplies are already in your child's classroom.

You will **check the name and spelling of your child's name** on their nametag. Teachers aren't always aware of nicknames, so touch base with your child's preferred name and pronunciation.

**Make sure you take your child's Open House Folder.** There is a lot of key information to get you started in K. **Most importantly your child's bus tag that needs to be filled out and affixed to their backpack for the 1st day of school!**

Go **say hello to your teacher**, introduce your child, take your welcome gifts and your Open House Folder.

Last, complete a simple **scavenger hunt** (parents should travel with their child) and finish off by **enjoying a popsicle in the park at the front of Lisbon ES!** Popsicles will be available from 10:30-11:15 AM. Meet other incoming K students and families!

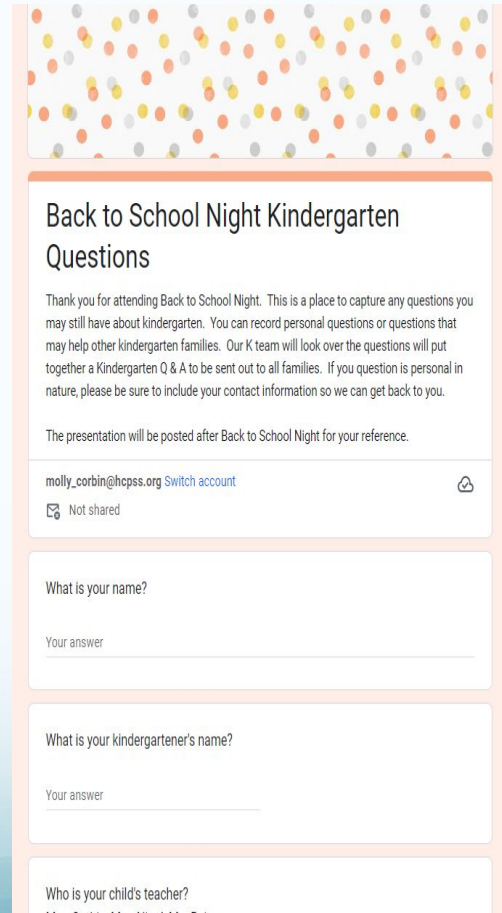


# Questions

There will be a **QR code to a google form on the next slide** for any questions you still may have. Your questions will be organized by teacher. Some questions may require a personal response.

Other questions, that may be good for all families to hear, will be collected and the answers will be sent out to all.

Back to school night Powerpoints will be posted on the Lisbon website for all grade levels. You will also receive key information from this presentation in your Open House folder on Friday.



The image shows a screenshot of a Google Form titled "Back to School Night Kindergarten Questions". The form has a decorative header with colorful polka dots. The main text of the form reads: "Thank you for attending Back to School Night. This is a place to capture any questions you may still have about kindergarten. You can record personal questions or questions that may help other kindergarten families. Our K team will look over the questions will put together a Kindergarten Q & A to be sent out to all families. If you question is personal in nature, please be sure to include your contact information so we can get back to you." Below this text, it states "The presentation will be posted after Back to School Night for your reference." The form is shared by "molly\_corbin@hcpss.org" and is currently "Not shared". The form contains three text input fields with the following questions: "What is your name?", "What is your kindergartener's name?", and "Who is your child's teacher?".

Back to School Night Kindergarten Questions

Thank you for attending Back to School Night. This is a place to capture any questions you may still have about kindergarten. You can record personal questions or questions that may help other kindergarten families. Our K team will look over the questions will put together a Kindergarten Q & A to be sent out to all families. If you question is personal in nature, please be sure to include your contact information so we can get back to you.

The presentation will be posted after Back to School Night for your reference.

molly\_corbin@hcpss.org [Switch account](#)

Not shared

What is your name?

Your answer

What is your kindergartener's name?

Your answer

Who is your child's teacher?

Ms. Corbin, Mrs. Nisard, Mr. Deitz

**Thank you for coming out!**

We will see you and your kindergartener this Friday, 8/23, from 9:30-10:30 AM for the K Open House.

*We can't wait to meet our kinder lions.*

*Lisbon K Team*



**Class of  
2037!**

<https://forms.gle/63XAWKiz2N2LdxKT9>

# 1st Day Reminders



Put your kindergarten bus tag on your child's backpack. It is in your Open House folder. Make sure you filled out your **PM dismissal plan**. If you didn't make it to Open House or forgot your tag, we will put one on your child's backpack the 1st day. Please leave it on. You will also get your folder the 1st day of school.

Bring a change of clothes to keep at school.



Bring a water bottle.



Bring a daily snack, even if you are a lunch buyer. If you need support with snacks, let your child's teacher or guidance counselor know.



Send the Take Home Folder to and from school daily. Check it for important information. (this is the same folder you received at Open House.)

