

**Welcome to  
Lisbon Elementary's  
2025-2026**


**Kindergarten**

**Back to School Night**





# OUR TEAM MEMBERS



Molly Corbin, Kindergarten Teacher/ITL

Courtney Rein, Kindergarten Teacher

Courtney Renehan, Kindergarten Teacher

Sweta Jolad, Kindergarten Paraeducator

Chloe Brown, Kindergarten Paraeducator



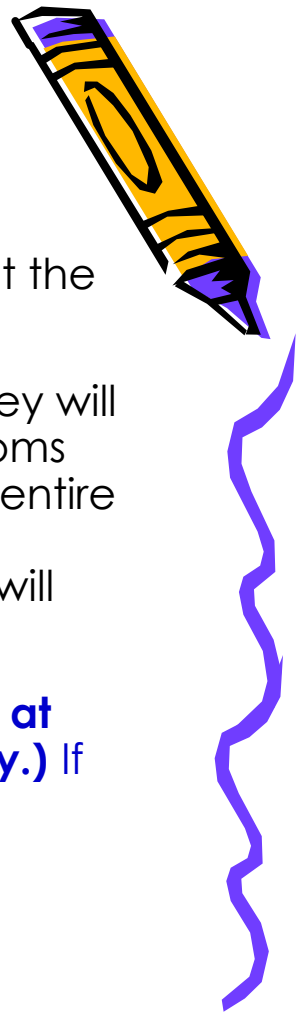
# Getting Started!

## The First Week of Kindergarten



# ARRIVAL

- Please try to send your child to school the way he/she will arrive throughout the year.
- Staff will bring kindergarten students upon arrival to the cafeteria where they will be met by the kindergarten teachers to check in, and escorted to classrooms once everyone has arrived. We will gather all students in the cafeteria the entire first week of school and the Tuesday after Labor Day will be our final day. Starting Wednesday, 9/3, students will come directly to the classroom (we will teach them how).
- Please note LES arrival and dismissal times. **Students may enter the building at 9:00 and are considered tardy if arriving after 9:15. (9:16 is considered tardy.)** If your student arrives late, he/she must be signed in at the front office by a parent/guardian.





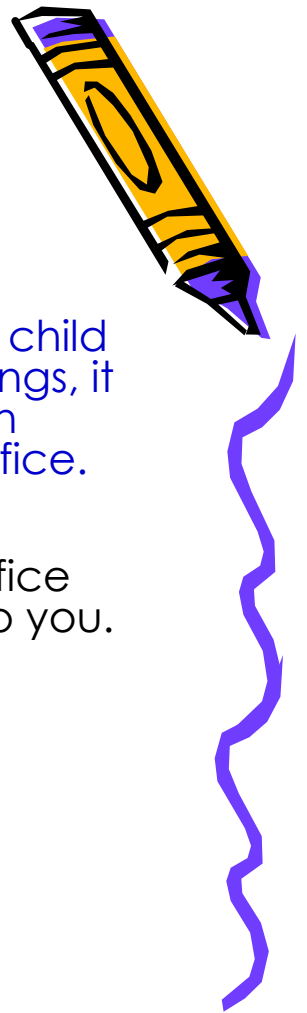
# Dismissal

- Dismissal is at **3:45 PM.**

*Expect buses to be slower with drop off the 1st weeks as we are diligent about double checking dismissal plans before having buses depart the school.*

- Teachers will walk each child to his/her bus until he/she can do so independently.
- Changes in transportation require **a note** signed by the parent/guardian.

- If you are picking up your child before the dismissal bell rings, it is necessary for you to sign him/her out in the front office.
- Please wait in the front office for your child to be sent to you.



# Communication

- Each child will have a **“Take Home” folder** labeled with his/her name. **You will receive this folder during our Open House this Friday, 8/22. If you are not attending Open House, it will go home the 1st day of school.**

- The **“Take Home” folder** will be sent home each evening and will contain important notices and completed class work.

- **Please clean out the “Take Home” folder** each evening and send it back each day.

- Notes to your child’s teacher and completed forms should be put into the folder. An adult will check the folder each day for these items. This is also the place to put lunch money if you are not paying online (best option for K).
- Please be sure to read the Lisbon Lines (our school newsletter.) It comes out weekly on Friday from the front office.

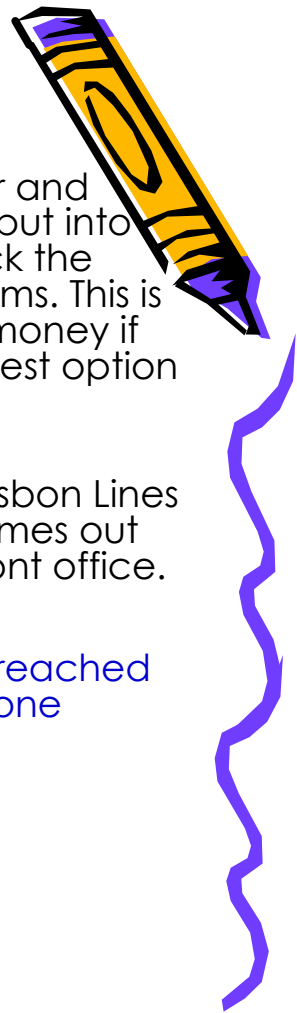
Your child’s teacher may also be reached by phone or email. The school phone number is: (410) 313-5506.

Email addresses:

molly\_corbin@hcpss.org

courtney\_rein@hcpss.org

courtney\_renehan@hcpss.org



# Dismissal Plans


To be filled out for the  
1st day of school.

This form will be the 1st page in your Open House folder.

You will be asked to fill this form out so your child's teacher has explicit information about your child's daily dismissal plan.

You can fill it out at the Open House or simply return it on the first day of school.

We need to know about your **afternoon** plan.



Child's Name: \_\_\_\_\_

Directions: Choose the option that best describes how your child will go home daily.

☐

Ride the bus daily. It is the same bus my child rode in the AM.  
Bus# \_\_\_\_\_.

☐

Ride a **different** PM bus than my child arrived on. My child  
should ride bus # \_\_\_\_\_ it goes to  
\_\_\_\_\_.

☐

Be picked up from school as a car rider at the car loop.

☐

Will be a walker. I will stand at the front of the school to  
collect my child.

☐

Go to the following afterschool program \_\_\_\_\_  
\_\_\_\_\_.

☐

My child's dismissal will vary day to day: I will share daily  
details below:

Monday: \_\_\_\_\_

Tuesday: \_\_\_\_\_

Wednesday: \_\_\_\_\_

Thursday: \_\_\_\_\_

Friday: \_\_\_\_\_

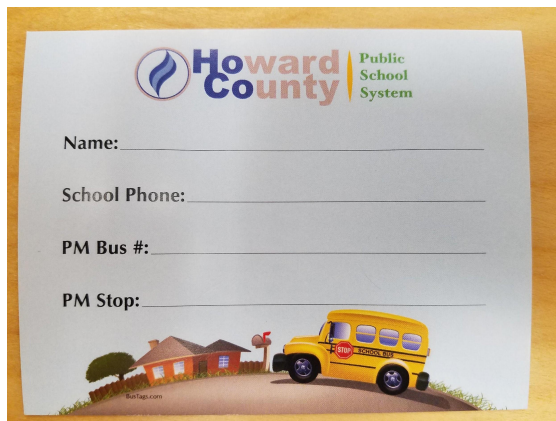
**Return for the 1st Day of School!**

# Kindergarten Tags

**This Friday, August 22nd is our open house for LES Kindergarten from 9:30-10:30 PM.** You will receive an identification tag in your child's Open House Folder requesting the following information: your child's name, school phone number, **PM Bus #** and **PM stop**. If your child does not ride the bus home, please note if they are attending an aftercare program or if they are a car rider.

**On the first day of school, your child should have this tag attached to his/her backpack. These special tags help us identify our kindergarten students.**

**Click Here** for the:  
[Bus stop locator for 2025-2026 is available online.](#)



Howard County Public School System

Name: \_\_\_\_\_

School Phone: \_\_\_\_\_

PM Bus #: \_\_\_\_\_

PM Stop: \_\_\_\_\_

## **Kinder Tip:**

You might want to take a pen to the bus stop the 1st day to jot the bus # on the tag before your child hops on.

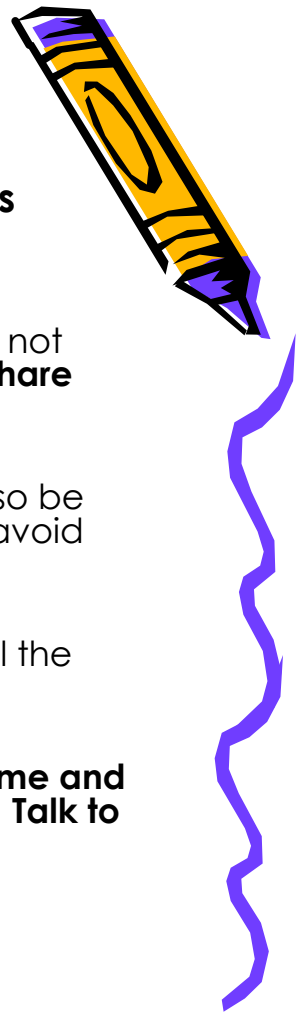
# EXTRA CLOTHES

- Please send in an extra set of weather appropriate clothing for your child on the 1st day of school (shirt, shorts, socks, underwear). It will be kept in the classroom in the event of accidents, spills, or falls on the playground.
- Place clothes in a large zip lock bag labeled with your child's name and his/her homeroom teacher.
- Clothes will be sent home to be swapped out as the weather changes seasonally.
- **Label all personal belongings** with your child's name (coats, lunchboxes, water bottles). Many times students need help identifying which items belong to them. This also helps staff locate items lost.




# CLASSROOM SNACK

- We will have a daily snack in Kindergarten after 10:30 AM. Our lunch time is 12:15 AM.
- Snacks must be sent **from home**. Due to known and possibly unknown allergies, we do not provide snacks to our students. Please also discuss with your child that we **should not share** snacks.
- Send in one snack only. Snacks should be **dry finger foods** to avoid spills and should also be **free of** common **allergens** such as nuts. There may be classroom specific allergens to avoid that will be communicated to you by your child's teacher.
- You may send a water bottle in with your child to use throughout the day. Please label the water bottle with your child's name. Juice boxes are not allowed at snack time.
- Snacks should be sent in a separate bag/reusable pouch **marked with your child's name and "Snack."** This bag should then be put into your child's backpack, NOT their lunchbox. **Talk to your child about what their snack is and where they may find it.**



# Lunch Pin Numbers

- Each student will have a PIN number to punch in when they get a school lunch.
- We will send this number home in the first weeks of school to practice this number with your student so lunchtime can go smoothly. Staff will help students especially early in the year.



# Components of Our Day





# Daily Schedule


- 9:00-9:15 **Arrival**/Fine Motor Practice/Attendance
- 9:15-9:30 **Community Time** (Schedule/Calendar/SEL)
- 9:30-10:30 **Math** (Number Routine/Whole/Small Group)
- 10:30-12:15 **Language Arts** (whole/ small group)
- 12:15-1:15 **Lunch & Recess**
- 1:15-1:35 **Language Arts**
- 1:35-2:35 **Related Arts** (rotation schedule)
- 2:35-3:10 **Content** (Science, S.S. Health)
- 3:10-3:40 **Free Choice Centers**
- 3:40-3:45-**Pack-up/Dismissal**



# Our Math Program

- 60 minutes daily, starting with a brief whole group number routine.
- Students are taught in small, flexible groups to help each child reach and/or exceed the end of year objectives.
- Our program works towards developing problem solving skills and the ability to verbalize mathematical thinking.
- We encourage students to use varied strategies to make sense of a task using their own reasoning.
- Our program is hands-on, manipulative based.





# Math Units



- ✓ **Counting and Cardinality**
  - ▢ Counting to 100 by 1s and 10s, write #s to 20, greater than, less than
- ✓ **Geometry**
  - ▢ Shapes (2-D and 3-D), positional words, building and drawing 2-D shapes
- ✓ **Measurement and Data**
  - ▢ Length, weight, height, sorting objects into categories
- ✓ **Number and Operations (base ten)**
  - ▢ Make or break apart numbers from 11 to 19 into one ten and some ones and record with an equation (e.g.,  $18 = 10 + 8$ )
- ✓ **Operations and Algebraic Thinking**
  - ▢ Addition, subtraction, decomposing numbers, find the number that makes 10 (e.g. If you have 6, what number is needed to make 10?)



# Language Arts



## Reading

- [Being a Reader](#) (BAR) program- scripted program used in K-2 classrooms across the county.  
Includes:
  - Whole group instruction
  - Small group instruction
  - Handwriting instruction
  - Vocabulary instruction
- Heggerty is a phonics based program that is used in addition to Being A Reader Daily.
- Students must know most letters to begin in a small reading group with this program. Extra support will be provided to jump start students who are still working on letters/sounds.
- Additional support may be provided by our reading specialists, based on assessments and teacher observation.

## Writing

- [Being a Writer](#) (BAW) program
- 7 Units:
  - The Writing Community
  - Getting Ideas
  - Telling More
  - Just the Facts
  - Explore Words through Poetry
  - Opinion Writing
  - Revisiting the Writing Community
- During guided reading rotations, students also work in their writing journals for daily practice.

# Content

	Quarter 1	Quarter 2	Quarter 3	Quarter 4
Science	Scientists & Engineers	Weather	Forces & Interactions: Pushes & Pulls	Animals, Plants & their Environments
Social Studies	Civics	Geography	Economics	History
Health	Social & Emotional Health	Nutrition & Fitness	Injury Prevention	Personal Health and Disease Prevention



# Arts

## Media Mrs. Hastings

Integrated lessons; radical researching; engineer design; sharing a love of literature

## Art Mrs. Giro

Experience all different kinds of art mediums and art styles.

## Physical Education Mrs. Lindauere Mrs. Wasson

Participation in Fundamental Movement, Creative Movement and Skill-Themed Activities.

## Technology Mrs. Bennett


Google Docs, Coding Robots, Breakout Boxes engineering challenges and more!

## Instrumental Music Mr. Carter

N/A for  
Kindergarten

## Music Mrs. Trueblood

K-5 singing, dancing, and playing classroom instruments!



Related Arts will continue the rotating RAINBOW schedule. The 1st day of school is a **red day!**

## August 2025

Sunday	Monday	Tuesday	Wednesday	Thursday	Friday	Saturday
					1	2
The HCPSS academic calendar is subject to change. Additional HCPSS calendars can be found online at <a href="http://www.hcps.org/calendar">www.hcps.org/calendar</a> . This document was updated for the first time May 23, 2025. Any further updates will be reflected in the online calendar.						
3	4	5	6	7	8	9
10	NEW EDUCATOR ORIENTATION			14	15	16
				First Day for Staff		
17	18	19	20	21	22	23
31	24	25	26	27	28	29
	First Day for K-12 Students			First Day for Pre-K/RECC Students		30

## September 2025

Sunday	Monday	Tuesday	Wednesday	Thursday	Friday	Saturday
	1	2	3	4	5	6
	Schools & Offices Closed* Labor Day	RED	ORANGE	YELLOW	GREEN	
7	8	9	10	11	12	13
	BLUE	RED	ORANGE	YELLOW	GREEN	
14	15	16	17	18	19	20
	BLUE	RED	ORANGE	YELLOW	GREEN	
			Schools Close 3 Hours Early No half-day pre-K/RECC Pre-K/RECC students & staff must leave campus by 11:30 a.m. on this day. *Some staff may be required to work on this day.			
21	22	23	24	25	26	27
	BLUE		RED	ORANGE	YELLOW	
		Schools & Offices Closed Rosh Hashanah				
28	29	30	*State-Mandated Public School Holiday			
	GREEN	BLUE				
			The HCPSS academic calendar is subject to change. Additional HCPSS calendars can be found online at <a href="http://www.hcps.org/calendar">www.hcps.org/calendar</a> . This document was updated for the first time May 23, 2025. Any further updates will be reflected in the online calendar.			
			Last day to withdraw from 8.8 year PIS credited course without penalty			

Related Arts report card grades are given twice a year: Q2 and Q4.

# MRS. CORBIN'S RELATED ARTS

Color	Related Arts Class
Red Day	Technology
Orange Day	PE/Media (return your book)
Yellow Day	PE/Music
Green Day	PE/Music
Blue Day	Art

# MS. RENEHAN'S RELATED ARTS

Color	Related Arts Class
Red Day	Music/PE
Orange Day	PE/Music
Yellow Day	Technology
Green Day	Art
Blue Day	PE/Media (return your book)

# MS. REIN'S RELATED ARTS

Color	Related Arts Class
Red Day	Media/PE (return your book)
Orange Day	Art
Yellow Day	Music/PE
Green Day	Music/PE
Blue Day	Technology

**1 hour daily** of related arts. **On days where 2 related arts** are listed your child will have 30 min of each. Please check your child's Canvas pages for announcements and important information.

## Kinder Tip:

It may be helpful just to wear sneakers daily and to keep your child's book in their backpack when you aren't reading it.




# Kindergarten Assessments

- **DIBELS Testing:** A reliable assessment for monitoring risk for literacy skills K-8th grade. Teachers will use this data to provide interventions for those students in need. After initial testing is complete, additional testing may be required for students to ensure that the instructional interventions are successful. All Kindergarten students will be assessed 3 times a year. Results are communicated in a report sent home after each assessment window.
- **KRA:** The Kindergarten Readiness Assessment is a tool used to evaluate a child's preparedness for kindergarten. These assessments help educators understand a child's current skill levels in math and reading as well as reporting on social-emotional readiness. The results inform teachers about a child's strengths and areas where the class or individuals might need extra support, helping them tailor instruction and create a supportive learning environment. Teacher will discuss the results with you.

# Homework

- Begins in October.
- Optional for K per [HCPSS guidelines](#). Pre-k through grade 2 have no more than 20 min nightly of hw.
- Teachers will attach a monthly homework calendar in a journal and send it home. There will be a menu of activities to reinforce skills.
- Turn in the HW Journal on Fridays. If there is no school Friday, please hold until the next Friday.
- We ask students to read for 10 minutes and practice sight words Mondays-Thursday.
- Please record any written responses in homework journals.



# Report Cards & Grading



# What is Standards Based Instruction and Reporting?

---

1. Outlines consistent standards to be taught, is focused on learning goals, and sets purpose.
2. Reports student **achievement *in reference to the standards they are taught* with consistent scoring practices.**
3. Supports all students in reaching the standards.
4. Progress is reported **compared to a standard** - not compared to other students.
5. Is equitable.

# Grading Practices for SBIR: Academic Reporting Codes

**M**

## MEETS EXPECTATIONS

- Consistently demonstrates understanding and skill with content described in the academic standards
- May make minor errors, but the majority of the work is correct

**P**

## MAKING PROGRESS

- Demonstrates some understanding and skill with content described in the the academic standards
- May need more instruction, support, or monitoring to meet the grade level standards.
- Errors show unfinished learning

**L**

## LIMITED OR NO PROGRESS

- Demonstrates little (to no) understanding or skill with content described in the academic standards
- Requires more instruction, support, and monitoring to meet the grade level standards.
- Significant errors even with supports

- Report Card

Teacher: ...

## Reporting codes

**REPORTING PERIOD**

	REPORTING PERIOD			
	1	2	3	4
<b>Mathematics</b>				
Demonstrates understanding of subtraction				
Adds and subtracts to solve word problems				
Demonstrates understanding of measurement and data concepts				
Reasons about shapes and their attributes				
<b>Science</b>				
Demonstrates use of science and engineering practices to build understanding of the content				
Demonstrates understanding of grade level life science concepts				
Demonstrates understanding of grade level earth/space science concepts				
Demonstrates understanding of grade level physical science concepts				
<b>Social Studies</b>				
Demonstrates understanding of social studies concepts				
Demonstrates ability to appropriately use social studies skills				
<b>Health Education</b>				
Demonstrates knowledge and skills for social and emotional health				
Demonstrates knowledge and skills for violence prevention				
Demonstrates knowledge and skills for injury prevention				
Demonstrates knowledge and skills for personal health and disease prevention				

**Reporting Period:** Each reporting period stands independent; the fourth marking period is not cumulative

[illegible]

- Report Card

Teacher: ...

## Measurement Topics

REPORTING PERIODREPORTING PERIOD**REPORTING PERIOD**

**Reporting Period:** Each reporting period stands independent; the fourth marking period is not cumulative

## HEALTH EDUCATION



- Report Card

Teacher: ...

[illegible]



Student: #Error

Student ID:

Grade:

Teacher: , .

## REPORTING PERIOD

ART	2	4
Ideation/ Meaning: Generates and reflects on a variety of ideas to develop personal solutions		
Design/Craftsmanship: Uses design strategies, reflects on and refines work to ensure quality		
INSTRUCTIONAL TECHNOLOGY		
Employs digital citizenship, computational thinking skills and transfers knowledge to explore emerging technologies		
Demonstrates proficient use of technology operations and computing systems		
LIBRARY MEDIA		
Demonstrates new knowledge through inquiry, critical thinking and problem solving		
Demonstrates an appreciation of literature in a variety of topics, genres, and formats		

## REPORTING PERIOD

MUSIC	2	4
Musicianship & Applied Skills: Demonstrates skills and strategies to inform and develop performance		
Creativity & Reflection: Generates, communicates and evaluates musical ideas for refinement		
PHYSICAL EDUCATION		
Movement/Performance: Demonstrates fundamental motor skills:		
Knowledge and skills related to		

**NOTE:** Semester only grades are found on the back side

Principal \_\_\_\_\_

	ART		INSTRUCTIONAL TECH		LIBRARY MEDIA		MUSIC		PHYSICAL EDUCATION	
LEARNING BEHAVIORS	2	4	2	4	2	4	2	4	2	4
Demonstrates Interpersonal Skills										
Demonstrates Responsibility										
Demonstrates Perseverance										
Demonstrates Collaboration										
Demonstrates Initiative										

**Kindergarten:** This space is for comments by quarter. Only that quarter's comments will appear.

# School-Wide Lion Expectations



We **ROAR**  
with pride!

2024-  
2025



Respectful

Organized

Always Safe

Responsible





# What is PBIS?

PBIS is a **framework** or approach for assisting school personnel in **adopting and organizing evidence-based behavioral interventions** into an integrated continuum through defining, teaching, and acknowledging **behavioral expectations**.





ROAR

## RESPECTFUL:

- Take turns talking
- Listen politely
- Treat others' ideas, feelings, and property with kindness and courtesy
- Use encouraging, polite, and kind words
- Respect others and yourself



ROAR

## Organized:

- Make sure you are prepared and have all necessary materials
- Keep materials in the appropriate places
- Help clean up materials that have been used





ROAR

## Always Safe:

- Keep hands and feet to self
- Stay in assigned seats and areas
- Use furniture and supplies appropriately
- Follow safety procedures




ROAR

Responsible:


- Follow directions
- Be honest
- Follow the rules




# ROAR Behavior Hierarchy



ROARing  
Positive  
Behavior



Verbal  
Warning




Reset #1



Suggest  
Break Space



Self Check  
(not a  
consequence)



Incident  
Report (admin  
tracks and  
reviews)

# Self Check Form

- Communication tool used for conversation, record keeping, & family notification.
- Not a consequence: used to guide discussions regarding behaviors.
- Provides students with a way to reflect on their behavior & how to intentionally change it.



## Lisbon Elementary School Student Self-Check Form (primary grades)



Student Name: \_\_\_\_\_ Date: \_\_\_\_\_ Time: \_\_\_\_\_

This self-check form is a way for students to work with a staff member to improve and strengthen ROAR expectations in the school setting. It **IS NOT** a consequence. A self-check allows students to stop and think about choices as well as share with families at home areas we are working on at school. With our help and support, we can work together to help teach your student the expectations so that our student may learn in the school setting to his/her fullest potential. Your help and support is appreciated!

Dear Family,

☐ I used my RESET BUTTON and spoke to a staff member about the expectations.

☐ I am still having trouble showing (*circle the expectations that apply*).

Respectful      Organized      Always safe      Responsible

☐ This is why I responded the way I did:

I wanted someone's attention.	I was angry with _____.	I didn't want to do my work.	I wanted to get away from _____.
I wanted help with my work.	I wanted something that someone had.	I don't know why. 	I wanted _____.

☐ Next time, I can \_\_\_\_\_

☐ I spoke to \_\_\_\_\_ about my new plan.

Your student,

\_\_\_\_\_  
(write your name on the line)

\_\_\_\_\_  
Parent/Guardian: please sign & return to school


Distribution: Parent- white Staff Member- yellow

LES PBIS: Self Check Form, primary grades/2022





Break Space



# Break Space Use



- A space to decompress or think about making better choices
- Available In each room
- Not a consequence
- Student or teacher initiated
- Timer
- All students visit during first 2 weeks of school








# ROAR Celebrations





# ROAR Coupons

HOWARD COUNTY PUBLIC SCHOOL SYSTEM

- ☐ Respectful
- ☐ Organized



- ☐ Always Safe
- ☐ Responsible

**LISBON ELEMENTARY**

## ROAR Store

- In class rewards
- Menu of prizes created by classroom/grade level; ideas include:
  - Bring a stuffed animal to school
  - Pajama Day
  - Prize box
  - Show and tell day



# School Wide- Celebrations

## Golden Lion

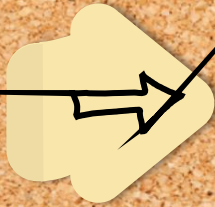
- Only Golden coupons will be used
- Day focuses on specific desired behavior
- Random winners chosen from class and grade level baskets
- 1 Ultimate Lion + 4 Golden Lions, per grade, per day
- Tentative Dates:
  - Week 1: mid-December
  - Week 2: mid-March
  - Pop Up Days

## Lion Day

- Celebration at the end of each quarter
- Activities may include:
  - Grade level celebration
  - Team building activity
  - Cross-age buddy activities
  - Development & presentation of individual awards







# Birthdays



## How birthdays are celebrated at school:

- Announced during the morning announcements
- Pencil/Sticker/birthday crown from teacher
- Summer birthdays:
  - August birthdays will be announced during the first week of school in 2025
  - late June/ July birthdays will be announced during the last week of school in 2026

- Birthday invites should be mailed/emailed if all students in the class will not be invited.



- We are unable to celebrate birthdays in school with food. Please do not send in cupcakes or other food items for the class. We will have to send them back home.





# Field Trips



HCPSS field trips have ties to our kindergarten curriculum. We do ask for volunteers to chaperone field trips. All chaperones must complete 2 mandatory volunteer trainings before attending.

- [Review Confidentiality Training for Volunteers →](#)
- [Review Child Abuse and Neglect Training for Parents/Guardians →](#)

In the last 3 years we have had some combination of the following field trip experiences.

- HCPSS Library Visit (Glenwood Branch)
- Toby's Theatre
- Irvine Nature Center In-School Visit



# Kindergarten Open House

This Friday, August 22nd from 9:30-10:30 AM.

**Make sure your family file is complete in HCPSS connect so your can view your child's teacher and know which room to visit.**

## What to expect:

You can **drop off your child's school supplies** on their desk. This will lighten your child's load on the 1st Day of School. Pre-ordered supplies are already in your child's classroom.

You will **check the name and spelling of your child's name** on their nametag. Teachers aren't always aware of nicknames, so touch base with your child's preferred name and pronunciation.

**Make sure you take your child's Open House Folder.** There is a lot of key information to get you started in K. **Most importantly your child's bus tag that needs to be filled out and affixed to their backpack for the 1st day of school! Fill out the dismissal form so we know how your child is going home from the 1st day of school.**

Go **say hello to your teacher**, introduce your child, take your welcome gifts and your Open House Folder.

Last, complete a simple **scavenger hunt** (parents should travel with their child) and finish off by **enjoying a popsicle in the park at the front of Lisbon ES!** Popsicles will be available from 10:30. Meet other incoming K students and families!

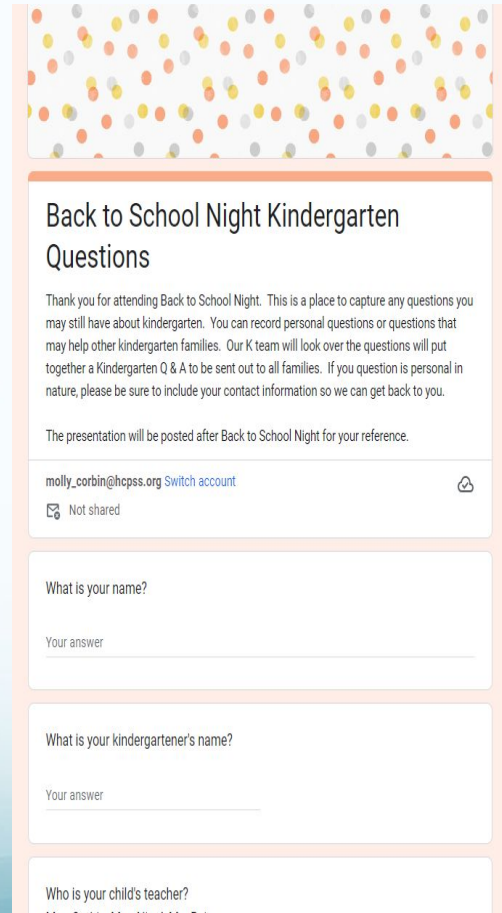


# Questions

There will be a **QR code to a google form on the next slide** for any questions you still may have. Your questions will be organized by teacher. Some questions may require a personal response.

Other questions, that may be good for all families to hear, will be collected and the answers will be sent out to all.

Back to school night Powerpoints will be posted on the Lisbon website for all grade levels. You will also receive key information from this presentation in your Open House folder on Friday.



The screenshot shows a Google Form titled "Back to School Night Kindergarten Questions". The form has a header with a colorful polka-dot pattern. Below the title, there is a paragraph of text: "Thank you for attending Back to School Night. This is a place to capture any questions you may still have about kindergarten. You can record personal questions or questions that may help other kindergarten families. Our K team will look over the questions will put together a Kindergarten Q & A to be sent out to all families. If you question is personal in nature, please be sure to include your contact information so we can get back to you." Below this text, it says "The presentation will be posted after Back to School Night for your reference." At the bottom of the form, there is a section for the user's email, showing "molly\_corbin@hcpss.org" with a "Switch account" link and a "Not shared" status. Below this, there are three question sections, each with a text input field for the answer. The questions are: "What is your name?", "What is your kindergarten's name?", and "Who is your child's teacher?".

Back to School Night Kindergarten Questions

Thank you for attending Back to School Night. This is a place to capture any questions you may still have about kindergarten. You can record personal questions or questions that may help other kindergarten families. Our K team will look over the questions will put together a Kindergarten Q & A to be sent out to all families. If you question is personal in nature, please be sure to include your contact information so we can get back to you.

The presentation will be posted after Back to School Night for your reference.

molly\_corbin@hcpss.org [Switch account](#)

Not shared

What is your name?

Your answer

What is your kindergarten's name?

Your answer

Who is your child's teacher?

Mr. Corbin Mrs. Niles Mr. Reis

**Thank you for coming out!**

We will see you and your kindergartener this Friday, 8/22, from 9:30-10:30 AM for the K Open House.

*We can't wait to meet our kinder lions.*

*Lisbon K Team*



**Class of  
2038!**

<https://forms.gle/63XAWKiz2N2LdxKT9>

# 1st Day Reminders



Put your kindergarten bus tag on your child's backpack. It is in your Open House folder. Make sure you filled out your **PM dismissal plan**. If you didn't make it to Open House or forgot your tag, we will put one on your child's backpack the 1st day. Please leave it on. You will also get your folder the 1st day of school.

Bring a change of clothes to keep at school.




Bring a water bottle.



Bring a daily snack, even if you are a lunch buyer. If you need support with snacks, let your child's teacher or guidance counselor know.



Send the Take Home Folder to and from school daily. Check it for important information. (this is the same folder you received at Open House.)



# Stay Connected with Talking Points!

- Talking Points is a free tool for teachers and families.
- Send and receive messages in your language.
- Messages are translated automatically.
- You can reply in your language.
- We put a flyer in the Open House folder for families who shared a home or preferred language other than English on their registration forms.



# Stay Connected with Talking Points!

- Talking Points is a free tool for teachers and families.
- Send and receive messages in your language.
- Messages are translated automatically.
- You can reply in your language.



# How to Get Started

1. You will get a text or app invite from your school.
2. Reply to the message or download the free Talking Points app.
3. Choose your language.
4. Start messaging your teacher!



# ¡Manténgase conectado con Talking Points!

- Talking Points es una herramienta gratuita para profesores y familias.
- Envía y recibe mensajes en tu idioma.
- Los mensajes se traducen automáticamente
- Puedes responder en tu idioma.



# Cómo empezar

1. Recibirás una invitación por mensaje de texto o aplicación de tu escuela.
2. Responde al mensaje o descarga la aplicación gratuita Talking Points.
3. Elige tu idioma.
4. ¡Empieza a enviarle mensajes a tu profesor!



Please select your language. TalkingPoints will auto-translate all your messages.

English

**NEXT**

## ¡Prueba TalkingPoints en tu teléfono!

¡Descarga la aplicación móvil y utiliza TalkingPoint sobre la marcha! Escanea un código QR con tu teléfono para descargar la aplicación.



iOS



Android

## Try TalkingPoints on your phone!

Download the mobile app and use TalkingPoint on the go!  
Scan a QR code with your phone to download the app.



iOS



Android