

First Day of Kindergarten



Everyone has a "first day" when
they feel sad and all alone,
It can be so scary when you're out
on your own.

And I know that a "first day" can
be full of doubts and fears,
But they're full of new beginnings,
So take my hankie, dry your tears.

You'll find lots of things to do and
you will make new friends.
I promise we will be together
when the school day ends.

Here comes the teacher,
blow your nose and be brave.
Come on now, and wipe your eyes,
this is no way to behave.

Well good morning, teacher!
We must really beg your pardon.
No, MOMMY and DADDY don't
always act this way,
but it's my first day of...
KINDERGARTEN!

Author Unknown





Surviving the First Week of Kindergarten

OUR TEAM MEMBERS

Mrs. Kelly Nicol, K Teacher, ITL

Ms. Elizabeth Finn, K Teacher

Mrs. Stephanie Keenan, K Teacher

Mrs. Kathleen Sheilds, Resource Teacher

Mrs. Kara Rice, Speech Language Pathologist


Mrs. Micki Issacs, Paraeducator

Mrs. Stacy Sauerhoff, Paraeducator



ARRIVAL

- Please send your child to school the way he/she will arrive throughout the year.
- Ensure your child has the bus diecut attached to his/her shirt or backpack with the appropriate afternoon transportation method indicated (i.e. bus #, walker, car rider, aftercare program).
- Staff will bring kindergarten students to the cafeteria where they will be met by the kindergarten teachers.
- Students may enter the building at 8:30 and are considered tardy if arriving after 8:40. If your student arrives late, he/she must be signed in at the front office by a parent/guardian.



Lunch

Your child has the option to bring a lunch from home or purchase a school lunch (\$2.75). Milk is included in the cost of the school lunch.

Students may purchase milk (.50) to go with a lunch brought from home. Place money in lunch box labeled with your child's name and "milk money."

Kindergarten students are not encouraged to buy lunchtime snacks the first month of school.


HCPSS students and their families can view menus, nutrition and allergen information for meals served in all HCPSS schools through Nutrislice, a website and free smartphone app.

Opportunities to pay ahead are offered through the county through www.myschoolbucks.com.



CLOTHING THE FIRST WEEK

- Children should wear clothing that is easy to manage independently.
- Please dress your child in clothing appropriate for art and P.E. activities (ie. tennis shoes, skirts with attached shorts).
- A related arts schedule will be sent home today, which will help in determining appropriate outfits for each day.



EXTRA CLOTHES



- Please send in an extra set of weather appropriate clothing for your child (shirt, shorts, socks, underwear).
- Place clothes in a large baggie labeled with your child's name and his/her homeroom teacher.
- Clothes will be sent home as the weather begins to change and warmer clothing is needed.



CLASSROOM SNACK



- Kindergarteners eat a classroom snack at 10am.
- Snacks must be sent from home. Due to known and possibly unknown allergies, we do not provide snacks to our students.
- Send in one snack only. No drinks please!
- Snacks must be healthy, dry finger foods. **Products containing peanuts, tree nuts, or any nut by-products (i.e. seeds, oil) are NOT allowed in classrooms.** We strongly encourage fruits and vegetables.
- Snacks should be sent in a separate bag marked with your child's name and "Snack." This bag should then be put into your child's backpack.



Communication



- Each child will be given a "Take Home" folder marked with his/her name.

- The "Take Home" folder will be sent home each evening and will contain important notices and completed class work.

- Please clean out the "Take Home" folder each evening and send back each day.

- Notes to your child's teacher and completed forms should be put into the folder. An adult will check the folder each day for these items.

- Your child's teacher may also be reached by phone or email. The school phone number is: (410) 313-5506. Email addresses:

kelly_nicol@hcpss.org
elizabeth_finn@hcpss.org
stephanie_keen@hcpss.org



Family File

HCPSS utilizes the Family File for parents/guardians to submit emergency information.


Parents/guardians must complete a Family File for each child, each school year.

Parents may access their Family File through HCPSS Connect. <http://www.hcpss.org/connect>

Please have your Family File completed before the first day of school.



Volunteering/Visiting



•Volunteer opportunities will be communicated to you by your child's teacher.

•Parents are welcome to join their children for lunch. Lunch is at 12:00 PM.

•HCPSS requires all volunteers to complete a Confidentiality Training Course. When you have completed the course, you will need to print a certificate and give it to the front office. The training can be located on our school website, under the "Get Involved" tab.

•You are encouraged to wait until mid-September before visiting at lunch.

•Waiting to visit gives the staff a chance to establish routines, and gives your child a chance to get comfortable in his/her surroundings.

Whether volunteering or visiting, you are required to sign in with the front office, and wear a visitors tag at all times.



Dismissal

- Teachers will walk students out to the front of the building for dismissal each day.


- Teachers will walk each child to his/her bus until he/she can do so independently.

- Changes in transportation require a note signed by the parent/guardian.

- If you are picking up your child before the dismissal bell rings, it is necessary for you to sign him/her out in the front office.

- Please wait in the front office for your child to be sent to you.

- For security reasons, teachers will not release students unless given official permission by the front office.



Classroom Visit

1. Please leave your child's supplies on top of their desk.
2. Check the name and spelling of your child's name on their nametag.
3. Write your child's name and afternoon mode of transportation (including bus # if possible) on the index card.
4. Say hello to your teacher.
5. Complete the scavenger hunt.
6. Enjoy the popsicle playdate at 11am!

