

First Day of Kindergarten

Everyone has a “first day” when they feel
sad and all alone,
It can be so scary when you’re out on your
own.

And I know that a “first day” can be full of
doubts and fears,
But they’re full of new beginnings,
So take my hankie, dry your tears.

You’ll find lots of things to do and you will
make new friends.

I promise we'll be together when the
school day ends.

Here comes the teacher,
blow your nose and be brave.
Come on now, and wipe your eyes, this is
no way to behave.

Well good morning, teacher!
We must really beg your pardon.
No, MOMMY and DADDY don’t always act
this way,
but it’s my first day of....
KINDERGARTEN!

~Author Unknown



**Welcome to
Lisbon Elementary's
2023-2024**

Kindergarten

**Open House &
Back to School Night**





OUR TEAM MEMBERS


Molly Corbin, Kindergarten Teacher/ITL

Kelly Nicol, Kindergarten Teacher

Courtney Rein, Kindergarten Teacher

Sweta Jolad, Kindergarten Paraeducator

Joyce Grimes, Kindergarten Paraeducator



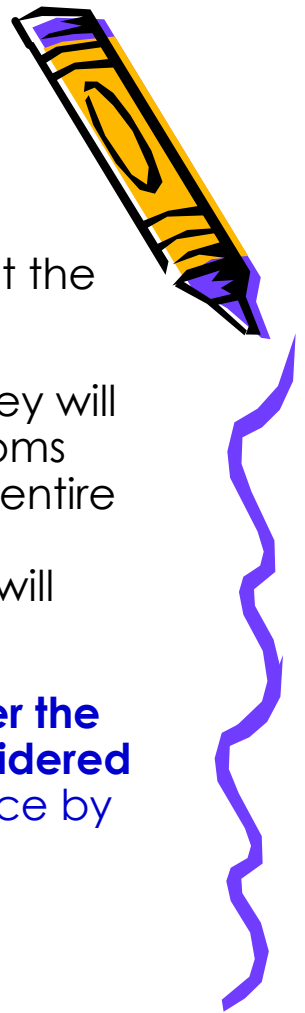
Getting Started!

The First Week of Kindergarten



ARRIVAL

- Please try to send your child to school the way he/she will arrive throughout the year.
- Staff will bring kindergarten students upon arrival to the cafeteria where they will be met by the kindergarten teachers to check in, and escorted to classrooms once everyone has arrived. We will gather all students in the cafeteria the entire first week of school and the Tuesday after Labor Day will be our final day. Starting Wednesday, 9/6, students will come directly to the classroom (we will teach them how).
- Please note that LES has new arrival and dismissal times. **Students may enter the building at 9:05 and are considered tardy if arriving after 9:15. (9:16 is considered tardy.)** If your student arrives late, he/she must be signed in at the front office by a parent/guardian.



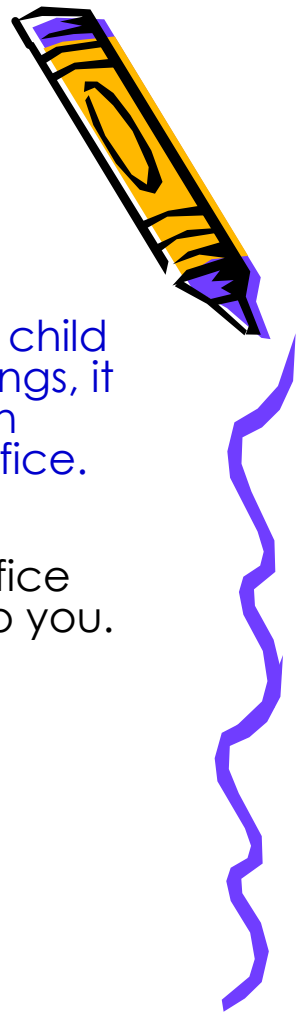
Dismissal

- Dismissal is now at **3:45 PM.**

Expect buses to be slower with drop off the 1st weeks as we are diligent about double checking dismissal plans before having buses depart the school.

- Teachers will walk each child to his/her bus until he/she can do so independently.
- Changes in transportation require **a note** signed by the parent/guardian.

- If you are picking up your child before the dismissal bell rings, it is necessary for you to sign him/her out in the front office.
- Please wait in the front office for your child to be sent to you.



Communication

- Each child will have a **“Take Home” folder** labeled with his/her name. **You will receive this folder during our Open House this Friday, 8/25. If you are not attending Open House, it will go home the 1st day of school.**

- The **“Take Home” folder will be sent home each evening and will contain important notices and completed class work.**

- **Please clean out the “Take Home” folder each evening and send it back each day.**

- Notes to your child’s teacher and completed forms should be put into the folder. An adult will check the folder each day for these items. This is also the place to put lunch money if you are not paying online (best option for K).
- Please be sure to read the Lisbon Lines (our school newsletter.) It comes out weekly on Friday.

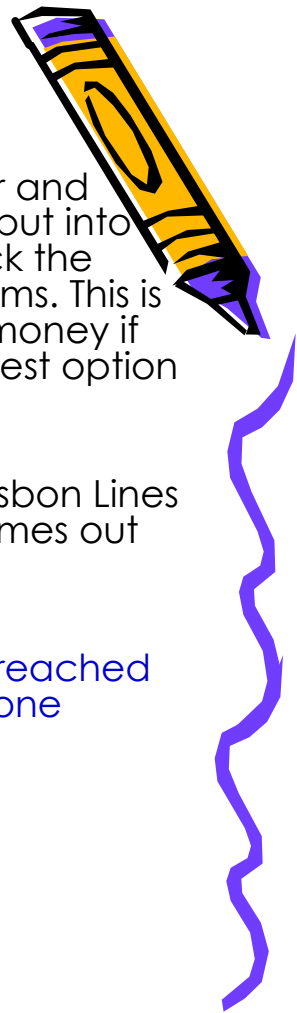
Your child’s teacher may also be reached by phone or email. The school phone number is: (410) 313-5506.

Email addresses:

kelly_nicol@hcpss.org

molly_corbin@hcpss.org

courtney_rein@hcpss.org



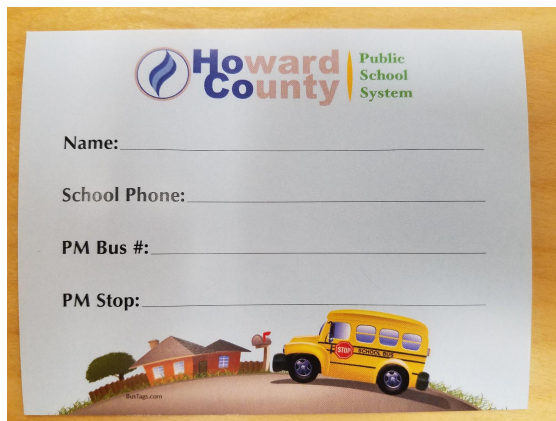
Kindergarten Tags


This Friday, August 25th is our open house for LES Kindergarten from 9:30-10:30 PM.

You will receive an identification tag in your child's Open House Folder requesting the following information: your child's name, school phone number, **PM Bus #** and **PM stop**. If your child does not ride the bus home, please note if they are attending an aftercare program or if they are a car rider.

On the first day of school, your child should have this tag attached to his/her backpack. These special tags help us identify our kindergarten students.

[Click Here](#) for the:
Bus stop locator for
2023-2024 is available
online.




 Howard County Public School System

Name: _____

School Phone: _____

PM Bus #: _____

PM Stop: _____



Kinder Tip:

You might want to take a pen to the bus stop the 1st day to jot the bus # on the tag before your child hops on.

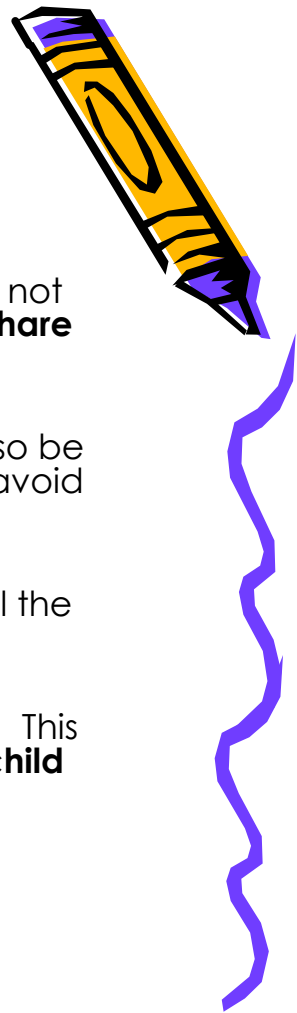
EXTRA CLOTHES

- Please send in an extra set of weather appropriate clothing for your child on the 1st day of school (shirt, shorts, socks, underwear). It will be kept in the classroom in the event of accidents, spills, or falls on the playground.
- Place clothes in a large zip lock bag labeled with your child's name and his/her homeroom teacher.
- Clothes will be sent home to be swapped out as the weather changes seasonally.
- **Label all personal belongings** with your child's name (coats, lunchboxes, water bottles). Many times students need help identifying which items belong to them. This also helps staff locate items lost.





CLASSROOM SNACK

- We will have a daily snack in Kindergarten.
- Snacks must be sent **from home**. Due to known and possibly unknown allergies, we do not provide snacks to our students. Please also discuss with your child that we **should not share** snacks.
- Send in **one** snack only. Snacks should be **dry finger foods** to avoid spills and should also be **free of** common **allergens** such as nuts. There may be classroom specific allergens to avoid that will be communicated to you by your child's teacher.
- You may send a water bottle in with your child to use throughout the day. Please label the water bottle with your child's name. Juice boxes are not allowed at snack time.
- Snacks should be sent in a separate bag **marked with your child's name and "Snack."** This bag should then be put into your child's backpack, NOT their lunchbox. **Talk to your child about what their snack is and where they may find it.**



Lunch Pin Numbers

- Each student will have a PIN number to punch in when they get a school lunch.
- Please practice this number with your student so lunchtime can go smoothly.



Components of Our Day



Daily Schedule

- 9:05-9:15 **Arrival**/Fine Motor Practice/Attendance
- 9:15-9:30 **Community Time** (Schedule/Calendar/Jobs)
- 9:30-10:30 **Math** (Number Routine/Whole/Small Group)
- 10:30-10:45 **Snack/Community Time**
- 10:45-12:15 **English Language Arts** (whole/ small group)
- 12:15-12:45 **Lunch & then Recess**
- 1:15-1:30 **Social Emotional Learning**
- 1:30-2:30 **Related Arts** (rotation schedule)
- 2:30-3:00 **Content**
- 3:00-3:40 **Free Choice**
- 3:40-3:45-**Pack-up/Dismissal**



In the Classroom:




SEL & Community Times

- Allows the class to greet one another and work on common goals
- Focuses on social-emotional development
- Offers students a voice
- Allows for the opportunity to further develop empathy and community in the classroom
- Occurs daily to discuss classroom goals and to work on social problem solving skills

Our Math Program

- 60 minutes daily, starting with a brief whole group number routine.
- Students are taught in small, flexible groups to help each child reach and/or exceed the end of year objectives.
- Our program works towards developing problem solving skills and the ability to verbalize mathematical thinking.
- We encourage students to use varied strategies to make sense of a task using their own reasoning.
- Our program is hands-on, manipulative based.





Math Units



- ✓ **Counting and Cardinality**
 - Counting to 100 by 1s and 10s, write #s to 20, greater than, less than
- ✓ **Geometry**
 - Shapes (2-D and 3-D), positional words, building and drawing 2-D shapes
- ✓ **Measurement and Data**
 - Length, weight, height, sorting objects into categories
- ✓ **Number and Operations (base ten)**
 - Make or break apart numbers from 11 to 19 into one ten and some ones and record with an equation (e.g., $18 = 10 + 8$)
- ✓ **Operations and Algebraic Thinking**
 - Addition, subtraction, decomposing numbers, find the number that makes 10 (e.g. If you have 6, what number is needed to make 10?)



Language Arts



Reading

- **Being a Reader** (BAR) program- scripted program used in K-2 classrooms across the county. Includes:
 - Whole group instruction
 - Small group instruction
 - Handwriting instruction
- Students must know most letters to begin program. Extra support will be provided to jump start students who are still working on letters/sounds.
- Additional support may be provided by our reading specialists, based on assessments and teacher observation.

Writing

- **Being a Writer** (BAW) program
- 7 Units:
 - The Writing Community
 - Getting Ideas
 - Telling More
 - Just the Facts
 - Explore Words through Poetry
 - Opinion Writing
 - Revisiting the Writing Community
- During guided reading rotations, students work in their writing journals each day.

Content

	Quarter 1	Quarter 2	Quarter 3	Quarter 4
Science	Scientists & Engineers	Weather	Forces & Interactions: Pushes & Pulls	Animals, Plants & their Environments
Social Studies	Civics	Geography	Economics	History
Health	Social & Emotional Health	Nutrition & Fitness	Injury Prevention	Personal Health and Disease Prevention



Related Arts

Media
Mrs. Hastings

Integrated lessons; radical researching; engineer design; sharing a love of literature

Art
Mrs. Giro

Experience all different kinds of art mediums and art styles.

Physical Education
Mrs. Lindauere
Mrs. Wasson

Participation in Fundamental Movement, Creative Movement and Skill-Themed Activities.

Technology
Mrs. Bennett


Google Docs, Coding Robots, Breakout Boxes engineering challenges and more!

Instrumental Music
Mr. Carter

N/A for
Kindergarten

Music
Mrs. Trueblood

K-5 singing, dancing, and playing classroom instruments!



Related Arts will continue the rotating RAINBOW schedule. The 1st day of school is a **red day!**

August 2023

Calendar is subject to change. Please visit www.hps.org for the most recent version.

Sunday	Monday	Tuesday	Wednesday	Thursday	Friday	Saturday
		1	2	3	4	5
6	7	8	9	10	11	12
13	14	15	16	17	18	19
			Fall HS sports practices begin			
20	21	22	23	24	25	26
				First Day for Staff		
				BOE Meeting 4 pm Hearing for Public Input & Pre-development Public Work Session on FY 25 Cap. Budget & FY 25-30 Cap. Improvement Prog. 7 pm		
27	28	29	30	31		
	red	orange	yellow	green		
School Begins for Students				First day of school for Pre-K/RECC		

September 2023

Calendar is subject to change. Please visit www.hps.org for the most recent version.

Sunday	Monday	Tuesday	Wednesday	Thursday	Friday	Saturday
					1	2
				blue		
3	4	5	6	7	8	9
	Labor Day Schools and offices closed (State mandated holiday)	red	orange	yellow	green	
				BOE Meeting 4 pm Presentation of FY 25 Capital Budget & FY 25-30 Capital Improve. Prog. 7 pm		
10	11	12	13	14	15	16
	blue	red	orange	yellow		
17	18	19	20	21	22	23
	green	blue	red	orange	yellow	
				Public Hearing, Work Session & Approval of FY 25 Capital Budget & FY 25-30 Capital Improve. Prog. 7 pm		
24	25	26	27	28	29	30
		green	blue	red	orange	
	Schools and offices closed					

MRS. CORBIN'S RELATED ARTS

Color	Related Arts Class
Red Day	PE & Music
Orange Day	PE & Music
Yellow Day	PE & Media
Green Day	Tech
Blue Day	Art

MRS. NICOL'S RELATED ARTS

Color	Related Arts Class
Red Day	Art
Orange Day	Media & PE
Yellow Day	Technology
Green Day	PE & Music
Blue Day	PE & Music

MS. REIN'S RELATED ARTS

Color	Related Arts Class
Red Day	Music & PE
Orange Day	Music & PE
Yellow Day	Media & PE
Green Day	Art
Blue Day	Technology

1 hour daily of related arts. On days where 2 related arts are listed your child will have 30 min of each.

Kinder Tip:


It may be helpful just to wear sneakers daily and to keep your child's book in their backpack when you aren't reading it.

Formative Assessment

- **Kindergarten Readiness Assessment** : Administered from early beginning of school until the beginning of October. This is a developmentally appropriate tool that provides teachers with critical information about a student's strengths and areas of need. This assessment helps MSDE evaluate pre-school experiences.
- **DIBELS Testing**: A reliable assessment for monitoring risk for literacy skills K-8th grade. Teachers will use this data to provide interventions for those students in need. After initial testing is complete, additional testing may be required for students to ensure that the instructional interventions are successful. All Kindergarten students will be assessed 3 times a year. Results are communicated in a report sent home after each assessment window.

Homework

- Begins in October
- Teachers will attach a monthly homework calendar in a journal and send it home.
- Turn in on Fridays. If there is no school Friday, please hold until the next Friday.
- We ask students to read for 10 minutes and practice sight words Mondays-Thursday.
- Additional/optional activities are provided
- Please record responses in homework journals
- Feel free to record additional activities 😊



School-Wide Lion Expectations



2023-2024

We **ROAR**
with pride!

Respectful
Organized
Always Safe
Responsible



ROAR!

RESPECTFUL:

- Take turns talking
- Listen politely
- Treat others' ideas, feelings, and property with kindness and courtesy
- Use encouraging, polite, and kind words
- Respect others and yourself



ROAR!

ORGANIZED:

- Make sure you are prepared and have all necessary materials
- Keep materials in the appropriate places
- Help clean up materials that have been used



ROAR!

ALWAYS SAFE:

- Keep hands and feet to self
- Stay in assigned seats and areas
- Use furniture and supplies appropriately
- Follow safety procedures



ROAR!

RESPONSIBLE:

- Follow directions
- Be honest
- Follow the rules



ROAR Behavior Hierarchy

- ROARing Positive Behavior
- Verbal Warning
- Reset #1
- Suggest Break Space
- Self Check (not a consequence)
- Incident Referral (admin tracks and reviews these)

Break
Space



Break Space Use

- A space to decompress or think about making better choices
- Available in each room
- Not a consequence
- Student or teacher initiated
- Timer
- All students visit during first 2 weeks of school



ROAR Rewards



Rewarding Students for Positively Demonstrating Expectations

ROAR Coupons

HOWARD COUNTY PUBLIC SCHOOL SYSTEM

- Respectful
- Organized



- Always Safe
- Responsible


LISBON ELEMENTARY

ROAR Store

- Kindergarten ROAR store
- Menu of prizes created by grade level; ideas include:
 - hat day
 - pj day
 - board game day
 - extra recess

Rewarding Students for Positively Demonstrating Expectations

Happy Go-Home Notes

 **Happy Go Home Note**
Just a note to say...
_____ had an
outstanding day!

Behavior:

<input type="checkbox"/> Demonstrated Morning Meeting Topic of the Week	<input type="checkbox"/> Followed Directions
<input type="checkbox"/> Listened Attentively	<input type="checkbox"/> Shared With Others
<input type="checkbox"/> Hands and Feet to Self	<input type="checkbox"/> Quiet at Work Time
<input type="checkbox"/> Took Turns	<input type="checkbox"/> Quiet in the Hall
<input type="checkbox"/> Helped a Friend	<input type="checkbox"/> Used Kind Words
<input type="checkbox"/> Cleaned Up Area	<input type="checkbox"/> Tried Hard to Learn
<input type="checkbox"/> Used Materials Safely	<input type="checkbox"/> Showed Respect
<input type="checkbox"/> Worked Neatly	<input type="checkbox"/> Showed Safety
<input type="checkbox"/> Showed Responsibility	

Comments:

Teacher: _____

Pride Awards

- Quarterly celebrations acknowledging ROARing behaviors.

Kindergarten Open House

This Friday, August 25th from 9:30-10:30 AM.

Make sure your family file is complete in HCPSS connect so you can view your child's teacher and know which room to visit.

What to expect:

You can **drop off your child's school supplies** on their desk. This will lighten your child's load on the 1st Day of School. Pre-ordered supplies are already in your child's classroom.

You will **check the name and spelling of your child's name** on their nametag. Teachers aren't always aware of nicknames, so touch base with your child's preferred name and pronunciation.

Make sure you take your child's Open House Folder. There is a lot of key information to get you started in K. **Most importantly your child's bus tag that needs to be filled out and affixed to their backpack for the 1st day of school!**

Go **say hello to your teacher**, introduce your child, take your welcome gifts and your Open House Folder.

Last, complete a simple **scavenger hunt** (parents should travel with their child) and finish off by **enjoying a popsicle in the park at the front of Lisbon ES!** Meet other incoming K students and families!

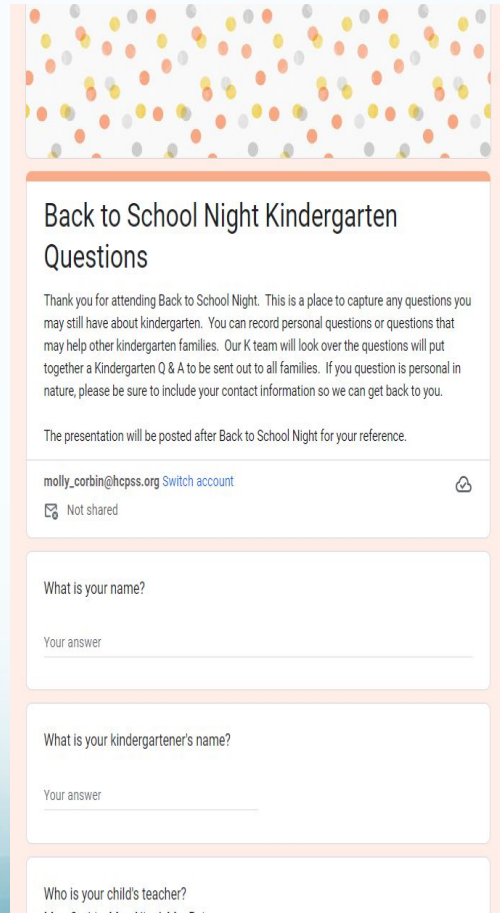


Questions

There will be a **QR code to a google form on the next slide** for any questions you still may have. Your questions will be organized by teacher. Some questions may require a personal response.

Other questions, that may be good for all families to hear, will be collected and the answers will be sent out to all.

We will post this PowerPoint for your reference shortly. You will also receive key information from this presentation in your Open House folder on Friday.



The image shows a screenshot of a Google Form titled "Back to School Night Kindergarten Questions". The form has a decorative header with colorful polka dots. The main text of the form reads: "Thank you for attending Back to School Night. This is a place to capture any questions you may still have about kindergarten. You can record personal questions or questions that may help other kindergarten families. Our K team will look over the questions will put together a Kindergarten Q & A to be sent out to all families. If you question is personal in nature, please be sure to include your contact information so we can get back to you." Below this text, it says "The presentation will be posted after Back to School Night for your reference." The form is shared by "molly_corbin@hcpss.org" and is currently "Not shared". There are three question fields visible: "What is your name?", "What is your kindergartener's name?", and "Who is your child's teacher?". Each question has a "Your answer" label and a text input field.

Back to School Night Kindergarten Questions

Thank you for attending Back to School Night. This is a place to capture any questions you may still have about kindergarten. You can record personal questions or questions that may help other kindergarten families. Our K team will look over the questions will put together a Kindergarten Q & A to be sent out to all families. If you question is personal in nature, please be sure to include your contact information so we can get back to you.

The presentation will be posted after Back to School Night for your reference.

molly_corbin@hcpss.org [Switch account](#)

Not shared

What is your name?

Your answer

What is your kindergartener's name?

Your answer

Who is your child's teacher?

Ms. Corbin, Mrs. Nisold, Mr. Deitz

Thank you for coming out!

We will see you and your kindergartener this Friday, 8/25, from 9:30-10:30 AM for the K Open House.



We can't wait to meet our kinder lions.

Lisbon K Team



**Class of
2036!**



<https://forms.gle/vAyLZeHTPzfNTwLV7>

The background is a vibrant orange-red color. It features several abstract shapes: a teal shape in the top-left corner, a grey shape in the top-right corner, and a light yellow-green shape in the bottom-right corner. Scattered throughout are numerous small blue dots of varying sizes. At the bottom center, there are four blue, hand-drawn outlines of fingers.

Here is some other information.

What Your Child Will Learn Guides



On Canvas via
HCPSS Connect

www.hcpss.org/connect

Curriculum content
overview for each

- Grade (PreK – 5)
- Subject area

Update Student Information



FAMILY
File

- Parent contact information
 - Medical data and contacts
 - After-school transportation
 - Data privacy preferences
-



Synergy[®]

Student Information System

- Athletic participation forms

www.hcpss.org/connect

HCPSS Connect: How to Get Help

Login Assistance:

Contact the school office



Guides and Resources:

hcpss.org/connect



Password Reset Guide:

hcpss.org/f/connect/synergy-parent-access.pdf

Canvas: What to Expect



Course Homepage:

Overview

Student privacy information


Resources



Assignments & Gradebook



Announcements



New! Updated Interface

Have Canvas Questions? Click the **Orientation** box on the Canvas homepage to access Parent Guides



1st Day Reminders



Put your kindergarten bus tag on your child's backpack. It is in your Open House folder. Make sure you filled out your **PM dismissal plan**. If you didn't make it to Open House or forgot your tag, we will put one on your child's backpack the 1st day. Please leave it on. You will also get your folder the 1st day of school.

Bring a change of clothes to keep at school.



Bring a water bottle.



Bring a daily snack, even if you are a lunch buyer. If you need support with snacks, let your child's teacher or guidance counselor know.



Send the Take Home Folder to and from school daily. Check it for important information. (this is the same folder you received at Open House.)

